TORONTO MUNICIPAL ELECTION

ELECTION DAY
OCTOBER 26, 2026

VOTER GUIDE

EVERY VOTE MATTERS.
EVERY VOTER MATTERS.

This guide was developed in partnership with Kerry's Place Autism Services and the Bridging to Adulthood team at Holland Bloorview Kids Rehabilitation Hospital.

Kerry's Place Autism Services

Holland Bloorview Kids Rehabilitation Hospital

WHAT YOU CAN FIND INSIDE THE GUIDE

Municipal elections are held every four years. Torontonians like you get to vote for the mayor, city councillor and school board trustee that you feel will make the best decisions for your city and your community. The City of Toronto offers many options for voting in the upcoming municipal election. It's important that all eligible voters have the chance to cast a ballot and have their voice heard.

This guide gives people with disabilities and their caregivers easy-to-understand information about the impact of municipal services, who can vote, different ways to vote, how to get ready, and what to expect.

Page 02 **The Impact of City Services on Your Life**
How the municipal government and services provided by the City of Toronto impact your life.

Page 03 **When and How to Cast Your Vote**
Voting options, important election dates, and voter eligibility requirements.

Page 04 **Assistance When Voting in Person**
Summary of the different supports available for those who will be casting their vote in person.

Page 05 **Identification Accepted For Voting**
The different types of personal identification accepted by voting officials.

Page 06 **What to Expect When You Vote**
What will happen when you arrive at the voting place and steps to follow for voting in person.

Page 07 **Preparing to Vote in the Election**
Everything voters must think about and do before voting in the election.

Page 08 **Frequently Asked Questions**
Answers to common questions about voting and having your voice heard in the election.

THE IMPACT OF CITY SERVICES ON YOUR LIFE

The City of Toronto is your local government (also known as the *municipal* level of government). Canada also has a *federal* and *provincial* government. Each of these levels have different responsibilities but they often work together.

Federal (Canada)

Provincial (Ontario)

Municipal (Toronto)

⭐ The municipal election takes place on October 26th ⭐

Summary of Responsibilities for the Municipal Government

The City of Toronto provides services that have a direct impact on your daily life such as water, parks, libraries, community supports, public transit, roads, traffic signals, emergency services and more. The municipal government of Toronto covers residents in Old Toronto, North York, East York, Scarborough and Etobicoke.

Your Physical Environment:

Municipal decisions affect how easy it is to live in your neighbourhood and use public spaces safely and independently.

Getting Around the City:

Transit decisions affect how easy and reliable it is for people to get where they need to go within the City of Toronto.

Local Programs and Services:

The city offers local programs and services to support people's health, inclusion and quality of life.

Caregiver Supports and Community Well-Being:

City of Toronto services support families/caregivers by making programs and public spaces welcoming and accessible.

Voting in municipal elections allows you to have a voice in choosing the people who make decisions about issues that impact you and your city!

For more info about the federal government, see www.canada.ca. For more info about the provincial government, see www.ontario.ca.

WHEN AND HOW TO CAST YOUR VOTE



Election Day (In Person)
When: **Monday October 26, 2026.**

Advance Voting (In Person)
When: **Tuesday October 6, 2026 - Sunday October 11, 2026.**
Advance voting lets you vote in person before Election Day at select locations, which are usually quieter and less crowded.

Mail-in Voting
⭐ A convenient option ⭐
When: Applications accepted between **September 1-24, 2026** (Braille applications available upon request)
Return Deadline: **October 14, 2026 at 12pm** (no postage required)

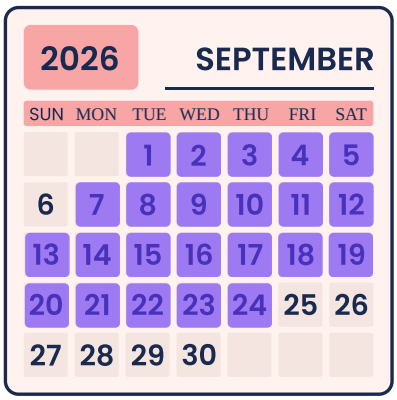

Who Can Vote in a Toronto Municipal Election?

To vote in the upcoming election you must be...

- ☐ a Canadian citizen
- ☐ at least 18 years old on October 26, 2026
- ☐ a resident of Toronto OR a non-resident who rents or owns (or whose spouse rents or owns) property in Toronto
- ☐ not prohibited from voting under any law (e.g., a person currently in jail)

For more information, visit the Toronto Elections website toronto.ca/Elections or call 311

- check if you're on the voters' list (or add yourself to the list if needed)
- find your voting place so you can plan your route in advance
- preview a ballot so you can be ready to make your choices
- review information about identification required to vote

ASSISTANCE WHEN VOTING IN PERSON

Extra supports are available to those wanting to vote in person, including:

Voter Assist Terminal (VAT): A VAT is a ballot marking device that helps voters with disabilities mark their ballot privately and independently. It has a touch screen, colour contrast options, a keypad with braille, a rocker paddle, a sip/puff tube, and audio functions to listen to the ballot.

Ballot Transfer: Not all locations will have a VAT on election day. If the location you plan to vote at is not one of the two locations in each ward assigned a VAT, you can request in advance to have your ballot transferred to a location that will have one available.

Proxy Voting: If you cannot go to vote, you can have another eligible voter vote on your behalf. This requires a Voting Proxy Appointment Form and is best organized in advance of election day.

Curbside Voting: If you cannot go inside the building, you can ask to vote outside a voting place and an election worker will bring your ballot to you.

Bring a Friend: You can bring a friend, family member, or support worker with you to help you vote. They will be asked to make a declaration if you want them to join you behind the voting screen to help you cast your ballot.

Personal Assistance: All election workers can provide assistance behind the voting screen when requested. If you want help as you cast your vote, let an election worker know when you arrive.

IDENTIFICATION ACCEPTED FOR VOTING

Remember: You cannot vote without valid identification.

The identification used must include:

Your full legal name

A Toronto address

Your ID does *not* need to include:

Your photograph

A gender marker

Plan ahead so you know what kind of identification you will bring with you when you vote.

About Your Voter Information Card

All registered voters should expect to have a voter information card (VIC) mailed to them closer to the date of the election.

- Your VIC lists when and where to vote in person (including options for advance voting and voting on election day).
- If you receive a card, bring it with you along with your identification.
- Your VIC **cannot** be used as identification. Make sure you bring one of the forms of ID listed below when going to vote.
- Bringing a VIC with you to the voting place will make the voting process faster but **you do not need a VIC to vote.**

Examples of Accepted Identification For Voting

Ontario Driver's License

Ontario Photo Card

Other forms of identification accepted for voting include phone or utility bill, lease agreements, or any document from the government of Canada, Ontario, or Toronto (or government agency) that includes your full name and address.

IMPORTANT: A passport does not have your address so CANNOT be used as ID to vote.

Visit toronto.ca/Elections to see a full list of acceptable identification.

WHAT TO EXPECT WHEN YOU VOTE



Voting is far less stressful when you know what to expect. Here's what will happen when you arrive at the voting place and when you cast your vote in the upcoming municipal election.

Arriving at the Voting Place

1. Follow the signs to the voting room.
2. Check in with the election worker near the entrance.
3. The election worker will ask if you have a voter information card (don't worry if you don't have one!) and will ask you to have your ID ready.
   - If you need any specific help or assistance, let the election worker know. They will guide on next steps.
4. You will be directed to a table where another election worker will help you prepare to vote.
5. The election worker will cross your name off the list, put your ballot in a secrecy folder and give the folder to you.
   - If needed, you can ask the election worker about how to mark the ballot or for help.

Casting a Ballot at the Voting Place

1. Take the folder with your ballot to the voting tables and choose a place behind an empty cardboard screen.
   - If you are using the Voter Assist Terminal (VAT), take your folder to the VAT election worker for assistance.
2. Take the ballot out of the folder and make your choices by filling in the oval to the right of your choice.
   - If you make a mistake, you can ask for a new ballot.
3. Place the ballot back into the folder and bring it to the tabulator. (The tabulator is the machine that counts the votes. An election worker will be there to help you.)
4. Ensure your vote is counted by putting it into the tabulator.
5. Check toronto.ca/Elections for the election results. Official results will be posted once all votes have been counted.

Other Considerations When Voting In Person

Consider bringing items that can support you in busy and/or loud environments.

Be prepared to wait in line (especially if you choose to vote on election day).

Election workers are there to help and answer your questions about voting.

You cannot take photos or make calls while inside the voting place.

Remember: Voting is Private!

- Who you vote for is only for you to know. You do not need to share who you voted for with anyone.
- You may talk with your family and friends to help make your decisions, but the final choices are up to you.
- Do not ask others who they voted for and do not look at anyone else's ballot.

PREPARING TO VOTE IN THE ELECTION

Voter Preparation Checklist

- [ ] Add yourself to the voters' list (or check to confirm you're already on it) by visiting toronto.ca/Elections.
- [ ] Review why municipal voting is important.
- [ ] Research who is running for mayor of Toronto, councillor in your ward, and school board trustee in your school board ward.
- [ ] Choose how and when you are going to vote (advanced voting, mail-in voting, election day voting).
- [ ] Review and practice the steps to voting.
- [ ] Watch *How to Vote in a Toronto Municipal Election* video on the Toronto Elections website. https://www.toronto.ca/city-government/elections/city-elections/education-resources/election-videos/
- [ ] Review and understand voting place expectations (e.g., avoid taking pictures or making phone calls).
- [ ] Decide on the kind of identification you plan to bring with you.
- [ ] Think about what you need to feel supported while voting and make a plan to be sure any help you might need can be made available to you.
- [ ] Look up your voting place and plan your route/transportation to get there.

Note: If you expect to get assistance in voting from your caretaker or support person, let them know in advance about your desire to vote and share this resource with them so they can help wherever needed.

MyVote Election Portal:

Starting in September, you can use MyVote on the Toronto Elections website (toronto.ca/Elections) to learn about your voting place, plan your route and view what your ballot will look like. Your voting place location is based on your home address and you must vote at the voting place assigned to you.

FREQUENTLY ASKED QUESTIONS

How do I contact Toronto Elections for more information?

Answer: The trusted source for voting and election information is the Toronto Elections website at toronto.ca/Elections. You can also call 311.

When is the quietest time to vote?

Answer: Typically, the quietest times to vote during the Advance Voting period are weekdays between 11am-4pm. Election day may be busier but 11am-4pm is also a less busy time.

Are individuals with developmental disabilities able to vote?

Answer: Anyone meeting the eligibility criteria has the right to vote (see page 3 for details).

Who can I contact to talk about my (or a loved one's) accessibility needs?

Answer: For accessibility specific questions call 416-338-2020 or send an email to AccessibleElections@toronto.ca. For general elections information, visit Toronto Elections (www.toronto.ca/Elections) or call 311.

Where can I find more information about the city government and having my voice heard?

Answer: You can find resources about city government, how to stay informed, and how to shape your city on My Local Government – It's For Me (https://www.toronto.ca/city-government/council/my-local-government-its-for-me/)

Where can I find information on provincial and federal elections?

Answer: Federal, provincial and municipal elections are all run by different elections services. For more information about federal elections in Canada, visit Elections Canada (www.elections.ca). For more information about provincial elections in Ontario, visit Elections Ontario (www.elections.on.ca). For more information on municipal elections in Toronto, visit Toronto Elections (www.toronto.ca/Elections).

What can I do if I am not yet old enough to vote?

Answer: Elections Ontario keeps track of those approaching voting age on a Register of Future Voters (www.registertovoteon.ca/register-of-future-voters). If you are 16 or 17 years old, you can add yourself to the list. If you do, you will automatically be added to the provincial and municipal voters' lists when you turn 18.